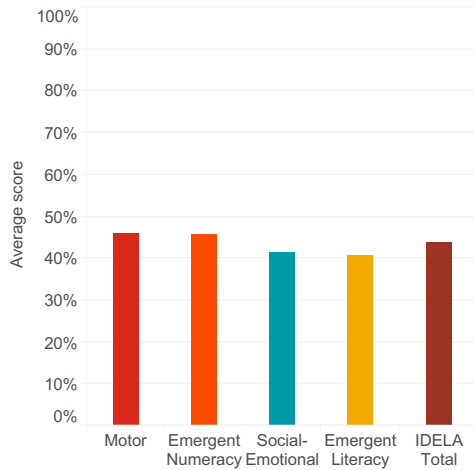


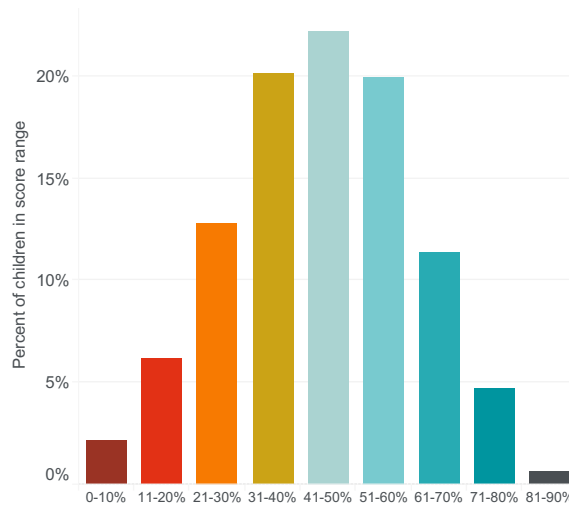
Various cities, Italy. Save the Children Italy (2019)

This dataset includes data from 637 children studying in preschools in 11 cities across Italy. Children were purposively sampled to include those from low socio-economic status backgrounds. All children were four years old. This data was collected as part of an equity study by Save the Children Italy to investigate the relationship of children's developmental status with SES, migration, and citizenship status.

Average learning and development scores in IDELA domains

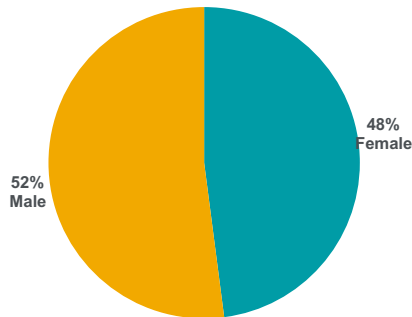


Distribution of Total IDELA scores

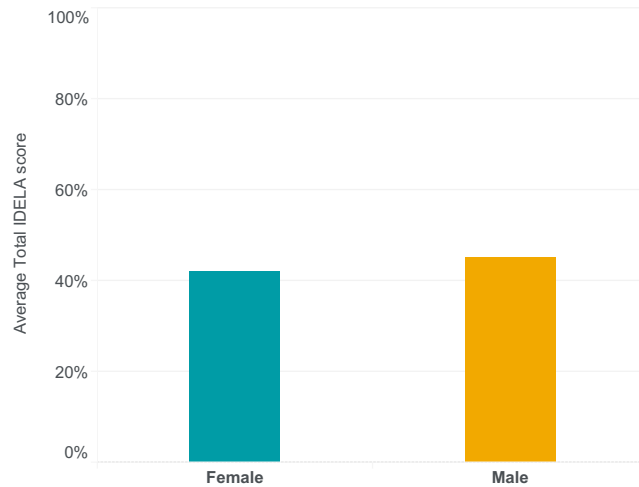


On average, children scored 44% correct on the IDELA assessment. The distribution of scores was highly normal, with very few children scoring extremely low or high on the assessment.

Distribution of children's gender



Average Total IDELA score by child's gender



52% of children in the sample were boys, and 48% of children in the sample were girls. Boys scored slightly but significantly higher than girls on the overall IDELA score. The largest difference was on the Motor domain, where boys scored 10 percentage points higher than girls on average.