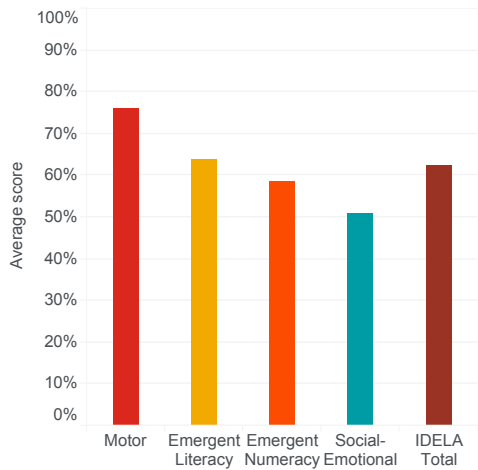


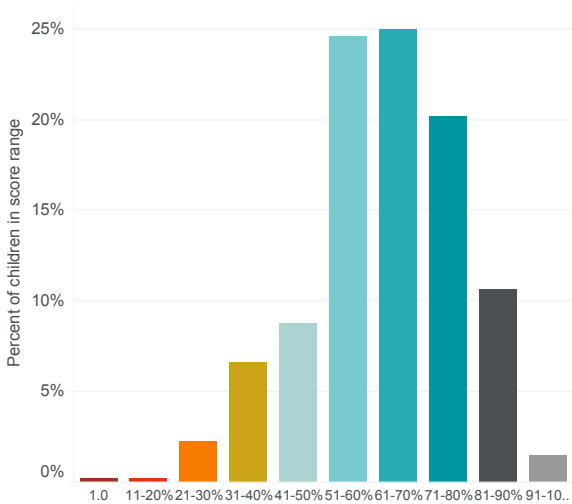
## Bangalore, Delhi, Hyderabad, and Mumbai, India. FSG (2017)

This dataset includes data from 480 children and caregivers in Bangalore, Delhi, Hyderabad, and Mumbai areas of India. The average age of children was 5.5.

Average learning and development scores in IDELA domains

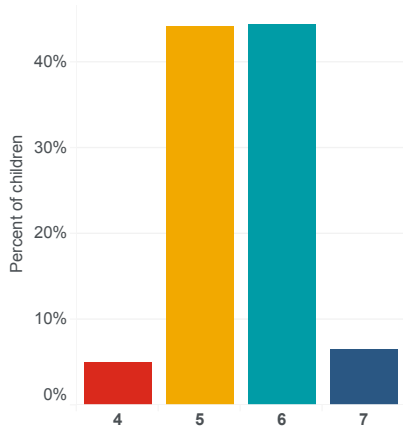


Distribution of Total IDELA scores

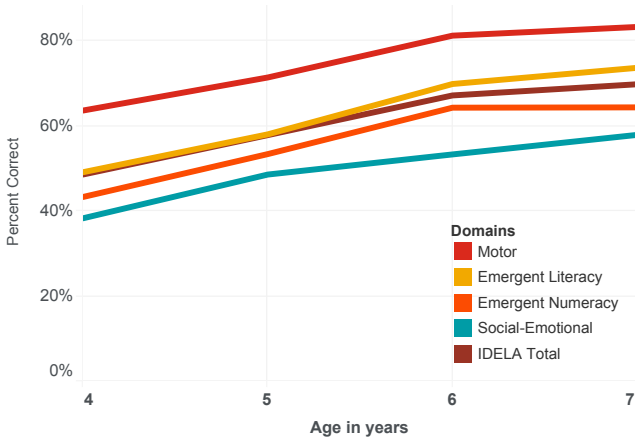


On average, children scored 62% correct on the IDELA assessment. Scores were fairly high, with the most common category 61-70% correct. However, around 20% of the children scored between 21-50% correct.

Distribution of children's ages

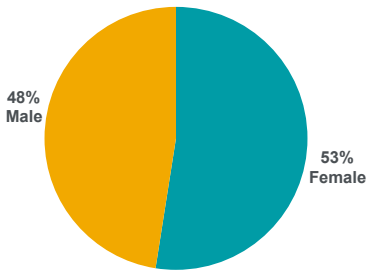


Average IDELA scores by child's age



Most children in the sample were 5 or 6 years old. On average, one additional year was associated with an additional 6 percentage points correct in overall IDELA score.

Distribution of children's gender



53% of children in the sample were female. There were no differences in IDELA scores by gender.